

# Memo

Date: 08/22/2025

To: Lindsey Neilsen, Central Wasatch Commission  
Sam Kilpatrick, Central Wasatch Commission

From: Jon Nepstad, Fehr & Peers  
Ryan Hunter, Fehr & Peers

**Subject: Mill Creek Shuttle Feasibility Study Count and Vehicle Occupancy Data**

---

## Introduction

To understand how Mill Creek Canyon is being used, data was collected and analyzed to define the existing conditions for the Mill Creek Shuttle Feasibility Study. This memo shows vehicle and vehicle occupancy data that has been collected and describes preliminary findings.

## Vehicle Counts

Vehicle counts were provided by Millcreek City. Vehicle counting devices located at the intersection of Mill Creek Canyon Rd and Parkview Dr/Millcreek Rd provided vehicle counts for all westbound traffic on Mill Creek Canyon Rd exiting the canyon.

Figures 1 and 2 show 2025 total canyon vehicle volumes by month and week, respectively. This data shows that volumes peak in the summer months with weekly peaks during the early fall when leaves begin to change color. Overall, vehicle volumes in the winter months are less than half of the volumes experienced in the summer.

Figure 1: Mill Creek Canyon Total Vehicles by Month 2025

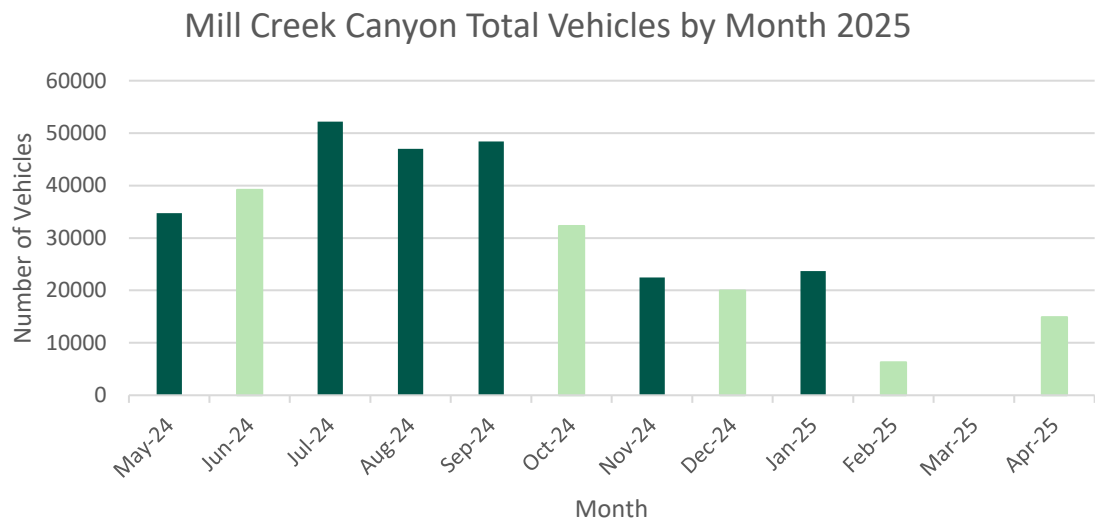


Figure 2: Mill Creek Canyon Total Vehicles by Week

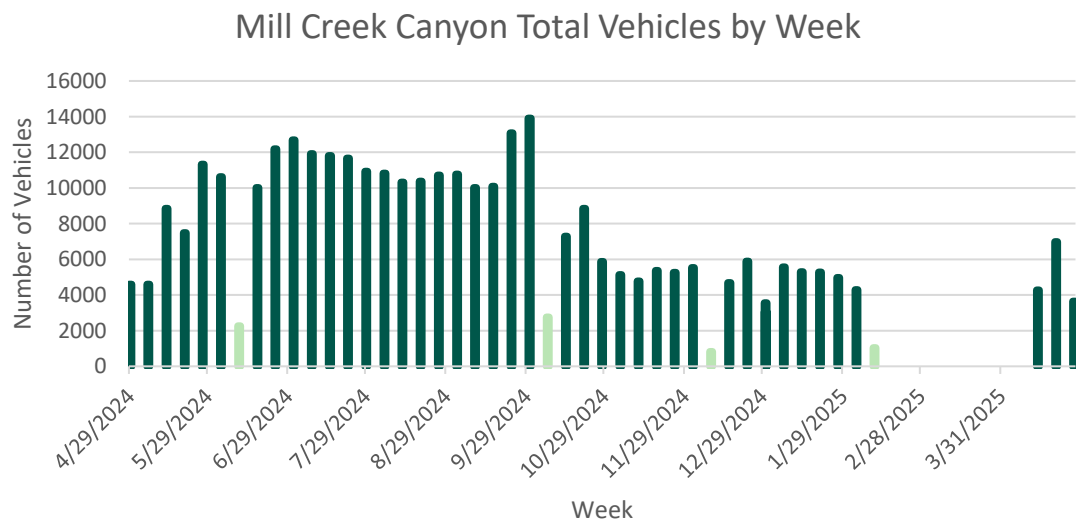
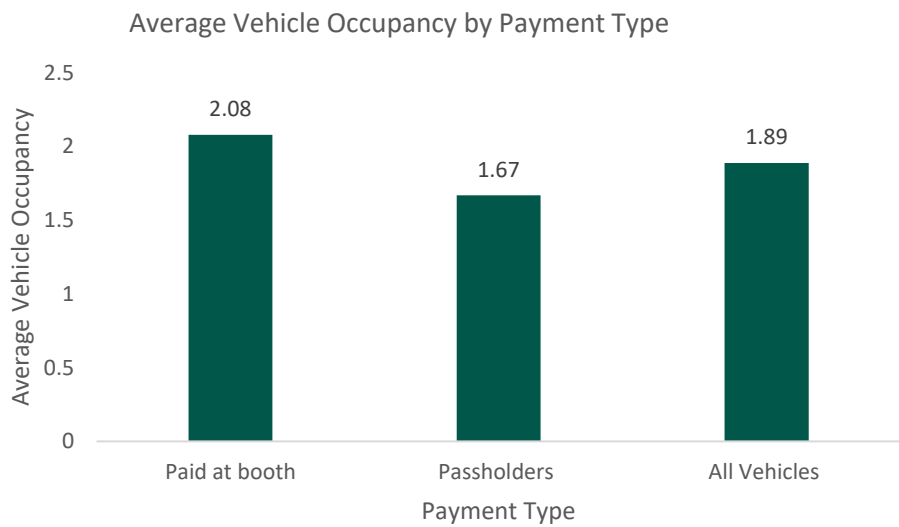


Figure 3: Average Vehicle Occupancy by Payment Type



Figures 4 and 5 show the percentage of vehicles for a given occupancy. While there are more vehicles with 2 or more occupants than 1 occupant, over 80% of all vehicles have only one or two occupants.

Figure 4: Vehicles by Occupancy

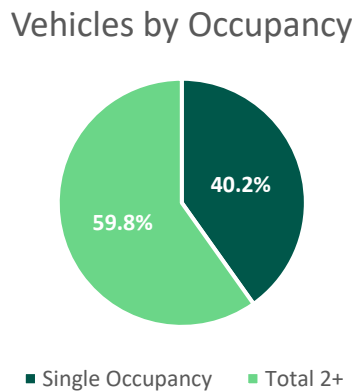


Figure 5: Vehicles by Occupancy Breakout

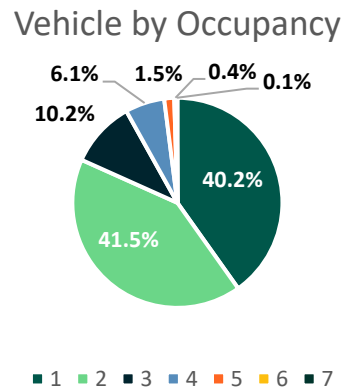
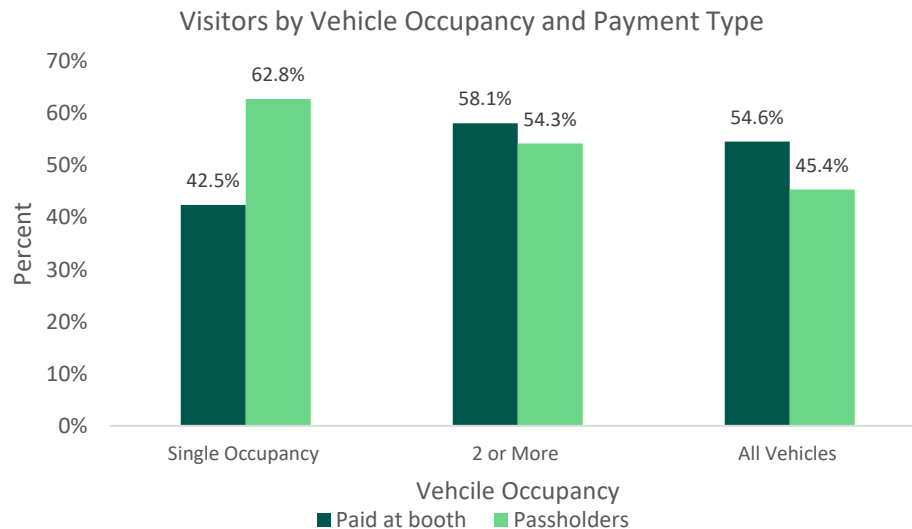


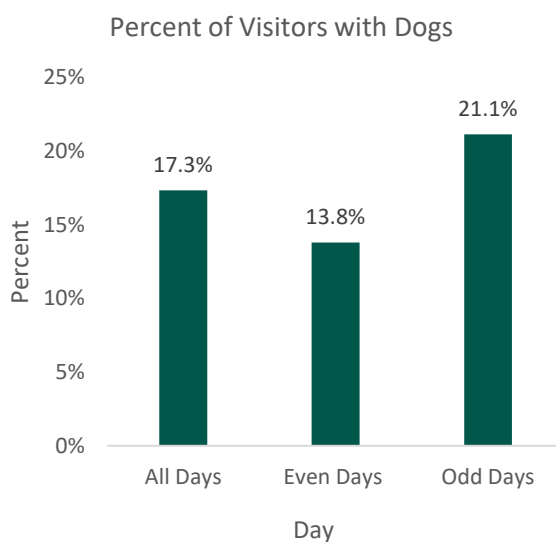
Figure 6 shows visitors by vehicle occupancy and payment type. More vehicles are pay at the booth than have season passes and those with season passes are more likely to be single occupancy vehicles compare to those who pay at the fee booth.

**Figure 6: Visitors by Vehicle Occupancy and Payment Type**



Figures 7 and 8 show the percentage of visitors who bring dogs and bikes into the canyon respectively. Millcreek Canyon only allows bikes at Big Water, Little Water, and Great Western trails on even numbered days. Dogs are allowed in the canyon on all days, but odd numbered days are designated off leash days. These limitations on bikes and dogs are represented in the data as there are more visitors with dogs on odd days when dogs are allowed off leash. There are more bicycles in the canyon on even numbered days then there is more access to a greater number of trails.

**Figure 7: Percent of Visitors with Dogs**



**Figure 8: Percent of Visitors with Bicycles**

